



About ETC



All foreign competitors are lent an ETC onboard unit and an ETC card for rally cars by the organisers. Please install the unit into each rally car by the time of the official scrutineering.

- What is ETC

ETC (short for 'Electronic Toll Collection') is used for passing through the toll gates on express ways using the radio communication toll collection system, thus allowing to go through without necessity to stop and pay (the speed limit is 20km/h). You will be able to save the time and drive without taking any cash. The toll is automatically charged on the credit card which is installed into the onboard equipment. Using the ETC also allows reducing exhaust emission and noise from the vehicles. As a result, the system contributes to fighting the global warming.

For more detail, please go to the website below;
<http://www.go-etc.jp/english/index.html>



- Lending the equipment

1. The submitted information is input into onboard units and ETC cards by the organisers.
2. The set up equipment and cards are provided to each competitor at the time of administrative checks with the condition of sign on.

The ETC set includes

- * An ETC onboard unit (1 per vehicle)
- * An ETC antenna (which will be set in the vehicle)
- * An ETC card

Lending fee

- * JPY 13,000.
- * The express way toll is included in the fee.
- * The system is only available during the rally (From Saturday1 October to Sunday 2 October)

The radio transmission and reception of the units will be inspected during the scrutineering

All competitors are required to return all equipment to the competition secretariat by Monday 3 October.



RALLY GUIDE 2

Rally Hokkaido Organising Committee

Minami 4-9, Nangodori 19,
Shiroishishi-ku,
SAPPORO, HOKKAIDO, 003-0022
JAPAN

Website: www.rally-hokkaido.com
Email: info@rally-hokkaido.com
Tel: +81-(0)11- 864-1101 Fax: +81-(0)11-864-1182

This document has no regulatory power, except if referred to specifically in the Supplementary Regulations or a Bulletin and therefore should be used as a guide only. For regulations, please refer to the International Sporting Code, the FIA Regional Rally Championship Regulations, JAF National Sporting Regulations and the event Supplementary Regulations and any Bulletin that may be issued.

ATTENTION

here are some road rules in Japan that differ from international standards, but that will be strictly enforced. In particular:



Stop Sign

Road signs generally comply with the international system, with the exception of stop signs which are an inverted triangular shape (similar to 'Give Way' signs in other countries).

All cars must stop at EVERY railway crossing and watch for trains, before proceeding.

Don't exceed the speed limit which is 40km/h in built up areas, unless otherwise indicated, and 60km/h elsewhere. Speed limits on expressways are 70km/h.

Also, international visitors should be aware that a valid Japanese license or International Driving Permit is required for driving on public roads. International Driving Permits MUST be issued under the 1949 Geneva Traffic Convention and this will be stated on the front of the document. Please contact the organisers if you are unable to obtain such a license. German, French, Swiss, Italian, Belgian or Taiwanese driving license holders may request a translation of their license from JAF. The combination of this translation and your driving license is valid as an alternative to the 'Geneva Convention' International Driving Permit. Except the above driving license holders will be required to switch your license to Japanese one (Gaimen Kirikae).

The detail of Gaimen Kirikae is on the website:

<http://www.jaf.or.jp/e/switch.htm>

See article 8 for more detail.

Table of Contents

1 Introduction / Welcome	5	12 Reconnaissance	20
1.1 Introduction from the Mayor of Obihiro	5	12.1 Registration - time, place and procedure	20
1.2 Event Overview	6	12.2 Reconnaissance Schedule	20
1.3 Information about Tokachi / Japan	7	12.3 Reconnaissance route	21
2 Contact details	8	13 Scrutineering, Marking and Sealing	21
2.1 Permanent Contact Details	8	13.1 Date, place and time	21
2.2 List of key officials	8	13.2 Preparations for Scrutineering	21
2.3 Location of Rally HQ and Service Park	10	13.3 Route instructions Scrutineering	22
2.4 Media contact details	10	13.4 Final Scrutineering	22
2.5 Media Centre contact details	10	14 Shakedown	22
3 Programme and critical deadlines	11	15 Ceremonial Start and Rally Show	22
3.1 Schedule before the rally week	11	15.1 Date, place and time	22
3.2 Schedule during the rally week	11	15.2 Programme, procedure and instructions	23
4 Entry details	13	16 Official Finish	24
4.1 FIA titles for which the rally counts	13	16.1 Location and time	24
4.2 Entry Package	13	16.2 Programme, procedure and instructions	24
4.3 Additional material	13	17 PR activities and other functions	26
5 Service Park and Remote Service	14	18 Media	27
5.1 Information about the Service Park	14	18.1 Contact details before the Rally	27
5.2 Facilities in the Service Park	14	18.2 Accreditation procedure	27
5.3 Service Park Guidelines	15	18.3 Contact details during the event	27
6 Two way radio	15	18.4 Accreditation desk	27
7 Fuel and Tyres	15	18.5 Media Centre	28
8 Import of vehicles and spare parts	15	18.6 Media conferences	28
8.1 National laws / customs clearance	15	18.7 Expected media coverage	28
8.2 Vehicle temporary registration	16	19 Credential Passes and Vehicle Plates	29
8.3 The conditions for driving in Japan	16	19.1 Credential Passes	29
8.4 Difference of rules of the road	17	19.2 Vehicle Plates	30
9 Helicopter	19	20 Medical and Safety Service	31
9.1 Registration procedure	19	21 List of useful facts and services	32
9.2 Helicopter companies	19	21.1 Fast Facts	32
10 Hospitality Arrangements	19	21.2 Vehicle Rent	33
11 Hotel / accommodation	19	21.3 Airlines companies	33
		21.4 Copy service	34

21.5 Telephones (Rental and service)	34
21.6 Security companies	35
21.7 Taxis	35
21.8 Business Directory	35
21.9 Restaurants	37

Appendices 39

Appendices A: Itinerary 40

A.1 Itinerary	40
A.2 Itinerary compared with previous year	42
A.3 Reconnaissance Schedule	43

Appendices B: Maps 44

B.1 Route Map	44
B.2 Map of Obihiro city	45

Appendices C: Road Books 47

C.1 Airport – Obihiro Train Station	47
C.2 HQ – Kita Aikoku Service Park	49
C.3 Rally HQ -Scrutineering	51
C.4 Service Park - Scrutineering	53
C.5 SP – Remote Refuel and Service	56

Appendices D: Drawings Layout 60

D.1 Kita Aikoku Service Park	60
D.2 Rikubetsu Remote Service	61
D.3 Scrutineering	62
D.4 Rally HQ and Media Centre	63
D.5 Rally HQ and Media Centre parking	64
D.6 Ceremonial Start and Finish	65

Appendices E: Forms 66

Reconnaissance Vehicle Registration Form	66
Service Crew and Vehicle Registration Form	67

Appendices F: Vocabulary 69



1. Introduction / Event overview



1.1 Introduction from the Mayor of Obihiro

I am very glad that APRC Rally Hokkaido will once again be held in Tokachi. The rally will start on September 30 in Kita Aikoku Community square in Obihiro and run for three days. I would like to extend a warm welcome to all competitors, officials and spectators, who are coming to Obihiro to join the event.

This year we will see the Tenth anniversary of Rally Hokkaido. All these years it has been held in Tokachi region since the first event took place here in 2002. During these ten years people in Obihiro have grown to love the motor sport and have established many wonderful relationships with people from all over the world, who come here every year. Rally Hokkaido has become a truly integral part of the Tokachi region.



This year, Rally Hokkaido will be held along with the Tokachi Hokkaido Manpuku Festival, where many Hokkaido regional food stalls will gather next to the main Service Park to introduce and promote the region. This will also allow a wider range of spectators enjoy the event as families will be able to join the rally fans and have as much fun. We are hoping to see as many visitors as possible.

While in Obihiro please don't miss the opportunity to enjoy the beauty of our nature and get in touch with local culture. People of the region are always happy to welcome new guests. I sincerely hope that during your visit to Tokachi and Obihiro you will make a lot of new friends and wonderful memories.

I wish all of you a safe and successful event.

Mayor of Obihiro
YONEZAWA Norihisa

1.2 Event overview

It is the tenth anniversary time for the FIA Asia Pacific Rally Championship rally to be held in Japan since the the first one held in 2002. As memorial of 10th anniversary, a plate with the name of successive wining divers and codrivers shows on the podium arch shape monument in front of Obihiro station. In 2003 it became the candidate round of the World Rally Championship. In 2004 it was run in conjunction with Rally Japan. However, from 2005 the two events have been run separately and the APRC event was renamed into Rally Hokkaido. Since then, the rally has been held in conjunction with the Japanese Rally Championship and is one of two international rallies run in Japan.

This year the rally will be held in September for the first time. In the latter half of September the weather should be the one of early autumn with some chance of rain. This also means almost the same temperature as during the last event, which was held in May. Late September is also the season in which Tokachi has about 12 hours of daylight, starting at 0530hrs.

The itinerary covers familiar ground in the Tokachi sub-prefecture which includes the spectator stages of RIKUBETSU, OBIHIRO, HONBETSU, OTOFUKE, ASHORO LONG and PAWSE KAMUY.

The Rally HQ and Media Centre are newly established in a building which is located next to Meiji Hokkaido Tokachi Oval skating link in Obihiro city. Kita-Aikoku Service Park located next to OBIHIRO SSS is again going to be the main service park. It was used as the main Service Park of WRC Rally Japan until 2007 and has a gravel / asphalt mixed surface. In addition, Rikubetsu Remote service is again used on Leg 1.

Past winners of the event are as follows:

2010 Winner	
Driver	Toshihiro ARAI (J)
Co-driver	Daniel BARRITT (GB)
Entrant	Subaru Team Arai (J)
Vehicle	Subaru Impreza WRX STi



国内初開催の地 Rally Hokkaido 歴代優勝者	
International Rally in HOKKAIDO	2001 Masashi ISHIDA / Sayuri ISHIDA
Asia Pacific Rally Championship	2002 Possum BOURNE / Mark STACEY
	2003 Toshihiro ARAI / Tony SIRCOMBE
	2004 Karamjit SINGH / Allen OH
	2005 Katsu TAGUCHI / Mark STACEY
	2006 Toshihiro ARAI / Tony SIRCOMBE
	2007 Cody CROCKER / Ben ATKINSON
	2008 Toshihiro ARAI / Glenn MACNEALL
	2009 Cody CROCKER / Ben ATKINSON
	2010 Toshihiro ARAI / Daniel BARRITT

Year	Driver	Co-driver	Entrant	Vehicle	Gp/Cl
2009	Cody CROCKER (AUS)	Ben ATKINSON (AUS)	Motor Image Rally Team (SGP)	Subaru Impreza WRX STi	N4
2008	Toshihiro ARAI (J)	Glenn MACNEALL (NZ)	Subaru Team Arai (J)	Subaru Impreza WRX STi	N4
2007	Cody CROCKER (AUS)	Ben ATKINSON (AUS)	Motor Image Rally Team (SGP)	Subaru Impreza WRX STi	N4
2006	Toshihiro ARAI (J)	Tony SIRCOMBE (NZ)	Subaru Rally Team Japan (J)	Subaru Impreza WRX STi	N4
2005	Katsu TAGUCHI (J)	Mark STACEY (AUS)	MRF Tyres (IND)	Mitsubishi Lancer Evo VIII	N4
2004	Karamjit SINGH (MAL)	Allen OH (MAL)	Team Proton Pert Malaysia (MAL)	Proton PERT	N4
2003	Toshihiro ARAI (J)	Tony SIRCOMBE (NZ)	Subaru Production Rally Team (J)	Subaru Impreza	N4
2002	Possum BOURNE (NZ)	Mark STACEY (AUS)	Subaru Australia (AUS)	Subaru Impreza	A8
2001	Masashi ISHIDA (J)	Sayuri ISHIDA (J)	Ishida M. (J)	Mitsubishi Lancer Evo VII	N4

1.3 Information about Tokachi, Japan

Hokkaido is the northernmost island of Japan, and has a population of 5.6 million. Comparing the population density to the main island of Honshu, while the average in Japan is 342 people per square km, Tokyo has 5629 per square km and Hokkaido has 67 per square km, thus, it is relatively sparsely populated. The island has vast areas of forest, mountains and agricultural land.

It is located north of the Korean peninsula, though in latitude is similar to Rome and the south of Great Britain. It is affected by the south flowing current of the Pacific Ocean, however, which brings long and cold winters. Also there is some effect from the summer typhoons, although this is usually only rainfall.

In appearance the Tokachi countryside is similar to some of the northern States of the US, and some people have compared the Special stages with those in Wales. It is relatively flat and agricultural. A mountain range running north / south divides the island and another mountain range runs from the middle range to the west and these two ranges protect Tokachi from the weather. The rally roads are in the flat Tokachi basin and some head into the foothills of the mountain ranges, but the route is not mountainous.

Hokkaido has been relatively recently settled by the ethnic Japanese, who came up from the south approximately 200 years ago. Local demographics followed a pattern set in other countries, where the local indigenous population declined. The indigenous people are called Ainu and are believed to have come down the Kamchatka Peninsular from Siberia.

Obihiro, where the main Service Park is located, is a city with approximately 170,000 inhabitants. It is a modern looking city and is well serviced with hotels and restaurants because it is a regional business centre. There is a well laid-out and signposted (in English as well as Japanese) road system. All roads are named from a central point according to their direction and distance from that point. For example, the address of the popular Tokachi Beer restaurant is West 1, South 9-6.

The local people are very enthusiastic about motor sport. International rally events have taken place since 2001. From 2004 to 2007, WRC was also held here. That is why rally sport is well understood and supported by the locals.

There are maps of Obihiro and of Makubetsu in Appendix B.



2. Contact details






2.1 Permanent contact details email and internet addresses

Rally Hokkaido Permanent Secretariat	Tel: +81-(0) 11-864-1101
2nd Floor, Homei Building, Minami 4-9, Nangodori 19	Fax: +81-(0) 11-864-1182
Shiroishih-ku, SAPPORO, HOKKAIDO, JAPAN 003-0022	Email: info@rally-hokkaido.com
	Website: www.rally-hokkaido.com

2.2 List of key officials, their functions and e-mail addresses





Stewards of the Meeting

	Mr. Steven Kennedy FIA Steward (Chairman)		Mr. S N Nanthan FIA Steward
	080-2863-3543		080-2863-3544
	Mr. Iwao KIMATA ASN (JAF) Steward I.kimata@shore.ocn.ne.jp 090-3505-8939		

FIA Observer and Delegate

	Mr. Willard MARTIN FIA Observer		Mr Julian Leach FIA Technical Delegate
	080-2863-3545		080-2863-3546

Senior Officials

	Mr. Kunihiro TABATA Chairman, Organising Committee tabata-p@rally-hokkaido.com 011-864-1101 Lang: Japanese		Mr. Ryuji MAKITA Clerk of Course makita@rally-hokkaido.com 090-3117-4789 Lang: Japanese		
			Mr. Dmitry (Dima) KRIVTSOV Deputy Clerk of Course dima@rally-hokkaido.com 090-2077-6302 Lang: Russian, English, Japanese		Mr. Shin NAGAI Assistant Clerk of Course (Result) nagai@rally-hokkaido.com 090-3119-8487 Lang: Japanese, English

	Mr. Shogo NAKATA Assistant Clerk of Course (Course) 011-864-1101 Lang: Japanese		Mr. Tomio OHASHI Secretary General ohashi@planning-for.co.jp 090-3117-3671 Lang: Japanese
	Dr. Takeshi NODA Chief Medical Officer 090-8275-9705 Lang: Japanese		Mr. Akira YONEZAWA Chief Safety Officer yonezawa@rally-hokkaido.com 090-3110-0896 Lang: Japanese
	Mr Peter MACNEALL Competitor Relations Officer info@rally-hokkaido.com (Attn Peter) 080-2863-3547 Lang: English		Mr. Yukoh TAKEMICHI Competitor Relations Officer f-takemichi@jcom.home.ne.jp 090-3770-0682 Lang: Japanese, English
	Mr. Katsuhiko AMANO Media Officer media@rally-hokkaido.com Lang: Japanese, English		Mr. Kazuyoshi KATO National Media Officer media@rally-hokkaido.com 090-3390-7650 Lang: Japanese
	Mr. Kazuo ISHIKAWA Chief Scrutineer cswxt639@yahoo.co.jp 090-3111-9306 Lang: Japanese		Mr. Kenichi YAMADA Regroup Coordinator info@rally-hokkaido.com 090-3116-0216 Lang: Japanese
	Mr. Noriyuki SAKAI Service Park Coordinator 090-3018-7927 Lang: Japanese		Mr. Shingo TAKASHIMA Secretary takashima@planning-for.co.jp 090-1340-9989 Lang: Japanese, English
	Ms. Mieko NIINO Event Accountant niino@planning-for.co.jp 011-864-1101 Lang: Japanese, English		

2.3 Location of Rally HQ and Service Park

Rally HQ

A building next to Tokachi Oval
56-7 S7, Minami-machi, Obihiro Hokkaido, JAPAN 080-0856
Tel : +81 (0)155-67-6240
Fax : +81 (0)155-47-2727



The Rally HQ and Media Centre are newly established in a building which is located next to Meiji Hokkaido Tokachi Oval skating link. The building was used as a media center during the skating world cup, which has held at the oval skating link, last year.

Main service park is again established in Kita-Aikoku Community Square. It was used as the main Service Park of WRC Rally Japan until 2007 and has a gravel and asphalt mixed surface. The Service Park is renowned as one of the most spectator-friendly among WRC events.

Rikubetsu Remote Service will be scheduled on Leg 1 which helps create shorter liaison for competitors. The general layout of the Kita Aikoku Service Park, Rikubetsu Remote Service and the location of the HQ are shown in the maps in Appendix B.

Rally HQ Opening hours

Wednesday	28 September	0900hrs – 1900hrs
Thursday	29 September	0700hrs – 1900hrs
Friday	30 September	0600hrs – 2200hrs
Saturday	1 October	0530hrs – 2230hrs
Sunday	2 October	0430hrs – 2100hrs
Monday	3 October	0900hrs – 1200hrs

2.4 Media contact details

Media Officer: Mr Katsuhiko AMANO
National Media Officer: Mr Kazuyoshi KATO

Rally Hokkaido Permanent Secretariat (Media)	Tel: +81 (0) 11 864 1101
Homei Building, Minami 4-9, Nangodori 19	Fax: +81 (0) 11 864 1182
Shiroishi-ku, Sapporo,	Email: media@rally-hokkaido.com
HOKKAIDO 003-0022, JAPAN	Web: www.rally-hokkaido.com

Please see Article 18 for more detail.

2.5 Media centre contact details

Media centre

A building next to Tokachi Oval
56-7 S7, Minami-machi, Obihiro Hokkaido, JAPAN 080-0856
Tel : +81 (0)155-67-6201
Fax : +81 (0)155-67-6202

3. Programme and critical deadlines

3.1 Schedule before the rally week

Day	Date	Event	Contact
Friday 9 September			
1000hrs		Publication of Rally Guide 2	www.rally-hokkaido.com
1800hrs		Closing date for entries	Permanent Secretariat
1800hrs		Deadline for ordering extra material or equipment	Permanent Secretariat
1800hrs		Closing date for helicopter registration	Permanent Secretariat
1800hrs		Closing date for co-driver details	Permanent Secretariat
Thursday 15 September			
1800hrs		Deadline for ordering pump fuel from the organisers	Permanent Secretariat
1800hrs		Closing date for media accreditation applications	Permanent Secretariat
Thursday 22 September			
1000hrs		Seeded entry list published	www.rally-hokkaido.com
1800hrs		Publication of Service Park layout and service bay allocations	www.rally-hokkaido.com
Sunday 25 September			
1000hrs		Publication of Road Books and Route Map	Permanent Secretariat

3.2 Schedule during the rally week

Day	Date	Event	Contact
Monday 26 September			
0900hrs		Service Park open for competitor bump-in, and delivery of sea containers	Kita Aikoku Service Park
Wednesday 28 September			
0900hrs		Rally Headquarters opens	A bldg.next to Tokachi Oval
0900hrs - 1900hrs		Opening hours for Rally HQ	Rally HQ
0900hrs		Official Notice Board displayed	Rally HQ
1300hrs- 1900hrs		Registration for reconnaissance, service vehicle registration, collection of material for competitors, administrative checks.	Rally HQ
0900hrs		Scrutineering schedule posted	Official Notice Board
1300hrs - 1900hrs		Opening hours for Media Centre	Media Centre
1300hrs		Media Accreditation commences	Media Centre
Thursday 29 September			
0700hrs - 1900hrs		Opening hours for Rally HQ	Rally HQ
0700hrs - 1900hrs		Opening hours for Media Centre	Media Centre
1000hrs - 1800hrs		Reconnaissance commences	See Recce Schedule
0900hrs - 1900hrs		Scrutineering, marking and sealing of components	Super Pit Chu-oh Ten

Friday	30 September	
--------	--------------	--

0600hrs - 2200hrs	Opening hours for Rally HQ	Rally HQ
0600hrs - 2200hrs	Opening hours for Media Centre	Media Centre
0600hrs - 1200hrs	Reconnaissance commences	See Recce Schedule
0900hrs - 1300hrs	Scrutineering, marking and sealing of components	Super Pit Chu-oh Ten
1200hrs - 1300hrs	Shakedown	OBIHIRO SSS
1400hrs	First Stewards meeting	Stewards meeting room
1500hrs	Publication of Start List for Leg 1	Official Notice Board
1500hrs	Pre-Event Media Conference	Media Centre
1630hrs	Rally Show	Kita Aikoku Service Park
1800hrs	Ceremonial Start	Kita Aikoku Service Park
1847hrs	Start of Leg 1 A	Kita Aikoku Service Park

Saturday	1 October	
----------	-----------	--

0530hrs - 2230hrs	Opening hours for Rally HQ	Rally HQ
0530hrs - 2300hrs	Opening hours for Media Centre	Media Centre
0600hrs	Start of Leg 1 B	Kita Aikoku Service Park
2200hrs	Publication of Start List for Leg 2	Official Notice Board

Sunday	2 October	
--------	-----------	--

0430hrs - 2100hrs	Opening hours for Rally HQ	Rally HQ
0500hrs - 2200hrs	Opening hours for Media Centre	Media Centre
0500hrs	Start of Leg 2	Kita Aikoku Service Park
1700hrs	Finish Ceremony and APRC, JRCtrophy presentation	Kita Aikoku Service Park
1740hrs	Post event scrutiny	Super Pit Chu-oh ten
1800hrs	Final Media Conference	Media Centre
2010hrs	Posting of provisional classifications	Official Notice Board

Monday	3 October	
--------	-----------	--

0900hrs - 1200hrs	Opening hours for Rally HQ	Rally HQ
0900hrs - 1200hrs	Opening hours for Media Centre	Media Centre
1000hrs	Issue of Results Books	Rally HQ
1200hrs	Rally HQ and Media Centre close.	Rally HQ



4. Entries



4.1 FIA Titles for which the rally counts FIA

- 2011 FIA Asia-Pacific Rally Championship for Drivers and Co-drivers
- 2011 FIA Asia-Pacific Rally Cup for Manufacturers
- 2011 FIA Asia Cup for Drivers and Co-drivers
- 2011 FIA Asia-Pacific Rally Cup for Drivers, Co-drivers and Manufacturers using GpN, 2WD, normally aspirated engine cars of maximum 2000cc.
- 2011 FIA Asia Pacific Rally Championship Teams trophy
- 2011 Asia Pacific Rally Championship Junior Cup for drivers and co-drivers

4.1.1 JAF titles for which the rally counts

- 2011 Japanese Rally Championship

4.2 Entry Package

Item	APRC and / or Asia Cup resistered competitors	Other APRC or Asia Cup competitors	JRC competitors
Accommodation 2 days (Fri, Sat)	2	2	-
Accommodation 1 days (Sat)	-	-	1
Rally Guide 1	Download from website	Download from website	Download from website
Supplementary Regulations	Download from website	Download from website	Download from website
Rally Guide 2	Download from website	Download from website	Download from website
Road Books	2	1	1
Route Map	2	1	1
Official programme	4	1	1
Results CD	1	1	1
Competitor credential passes	2	2	2
Service credential passes	8	4	4
Guest credential passes	4	-	-
Service vehicle passes	2	2	2
Auxiliary vehicle passes	1	-	-
Service Space (Kia Aikoku Service Park)	15x10m	7.5x5m	7.5x5m

4.3 Additional material

Additional material can be purchased from the rally secretariat.



5. Service Park and Remote Service



5.1 Information about the Service Park

The central Service Park will be located in Kita Aikoku Community Square in the town of Aikoku, Obihiro city. Remote Service area will be located next to the RIKUBETSU stage in the town of Rikubetsu. The surface in both service areas is gravel.

Allocation of Service Bays

Final service bay allocations will be published on the Rally Hokkaido website on Thursday 22 September.

Bump-in to the central Kita Aikoku service park will be from Monday 26 September at 0900hrs.

5.1.1 Kita Aikoku Service Park

Service Park opening hours

Monday	26 September	0900hrs - 1800hrs
Tuesday	27 September	0800hrs - 1800hrs
Wednesday	28 September	0900hrs - 1900hrs
Thursday	29 September	0700hrs - 2000hrs
Friday	30 September	0600hrs - 2200hrs
Saturday	1 October	0530hrs - 0000hrs
Sunday	2 October	0430hrs - 2000hrs
Monday	3 October	0900hrs - 1200hrs

The Service Park will be controlled by the Organiser from Friday 30 September to Sunday 2 October.

Competitors may bring their auxiliary vehicles into the Service Park, as long as they can park within their designated area. Otherwise these vehicles will have to be taken to the auxiliary parking area adjacent to the Service Park. Two service vehicle plates will be issued per competitor. Extra auxiliary plates can be ordered for JPY 10,000.

5.1.2 Rikubetsu Remote service

Remote Service opening hours

Saturday	1 October	0800hrs - 1500hrs
----------	-----------	-------------------

Those service vehicles that cannot be parked within the competitor's designated service area, as well as the auxiliary vehicles must be parked at the designated parking lot located near the remote service area

5.2 Facilities in the Service Park

General facilities available in the service park are as follows:

	Kita Aikoku service park	Rikubetsu	Remote Service
Public toilets	3		2
General lighting	1		-
Official Guard	1		-
Water taps	1		1

5.3 Service Park Guidelines

- All vehicle passes, including Service and Auxiliary vehicle passes must be displayed on the top of the windscreen on the passenger's side.
- Parking any cars on driving lanes is strictly forbidden. Please use the adjacent auxiliary vehicles parking area.
- Credential passes must be worn in all areas in the Service Park, except spectator areas.
- All vehicle traffic will be in the directions shown on the maps. All those who are travelling in the Service Park by vehicle must obey the directions of Official and marshals.
- All teams and competitors are responsible for taking care of any rubbish produced at their service areas.
- All power cables and junctions boxes are for existing lighting only and are not to be used by service crews.
- Please refer to 2011 FIA Regional Rally Championships Sporting Regulations Article 40, 41, 42 and 44 for details of service regulations. Flexi-service regulations are in Article 43 of 2011 FIA Regional Rally Championships Sporting Regulations and V4



6. Two-way radio



The use of two-way radios is strictly controlled in Japan. The deadline for applications to use two-way radio communication equipment was three months before the rally, and this deadline has passed.



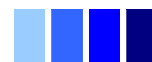
7. Fuel and Tyres



Please see 2011 Rally Hokkaido Supplementary Regulations.



8. Import of vehicles and spare parts



8.1 National laws / customs clearance

As internal shipping and freight charges can be expensive, Rally Hokkaido organisers recommend that all sea freight be imported through the closest Port of Tomakomai. Customs authorities of Hokkaido are familiar with customs procedures for overseas team competing at Rally Hokkaido. Container transportation from Tomakomai to the service park takes about three hours.

The general principles of customs clearance are as follows:

(1) FIA CARNET is required and mandatory for all overseas registered cars that are to be driven on the public roads in Japan i.e. rally car, recce car, service van, other cars. The CARNET will be provided by each country's ASN. A carnet certification document will be provided by JAF. that serves as temporary compliance and this should be carried with the CARNET within the vehicle. Every automobile (including rally cars and every foreign registered vehicle) which is driven on public road in Japan has to be covered by Jibaiseki which is a compulsory insurance.

Note: When a temporarily imported vehicle is registered in a country that is not a party to the 1949 Geneva Convention, it must be inspected and registered in Japan on arrival, even if imported under FIA CARNET. The inspection requires time and payment of a fee. For more information please contact

KURIBAYASHI Co. Ltd. (details below).

(2) ATA CARNET can be used for the following - for tools/parts/tyres (that are re-exported), and promotional items. All of the items imported under ATA Carnet are to re-exported after the rally. Even if it is temporary, the import of Contraband goods is prohibited.

(3) PRO FORMA INVOICE - please check with the Organisers or your freight agent on use of pro-forma invoices.

You are required to submit the required documents when you get the special permits which are required for the importation of hazardous goods such as high pressure gas cylinders, and for medical supplies. You are also required to arrange the importation of the items by yourself.

It is recommended that anyone wishing to import vehicles and goods for Rally Hokkaido contact the official freight agent for Rally Hokkaido -

KURIBAYASHI & Co., Ltd. Tomakomai Branch	
13-16, Motonakano-cho 2-chome, Tomakomai, 053-0005 Japan	
Tel:	+81 (0) 144-32-3511
Fax:	+81 (0) 144-36-6839
Contact person /	Mr Jungo KONO: kouno@kurinet.co.jp
Email address:	Mr Katsuyuki KOBAYASHI: kat-kobayashi@kurinet.co.jp

8.2 Vehicle regulations

Vehicles temporarily registered for Rally Hokkaido have to comply with the Japanese Road Vehicles Act and the Japanese Road Traffic Law and the provision of the JAF National Sporting Regulations for Vehicles (lighting devices, noise generated by the car, etc) except when Appendix J of the FIA International Sporting Code differs.

For vehicles that are not already registered in Japan, two documents are required and must be carried in the vehicles and a third is recommended for competition vehicles:

(a) A translation of the Carnet certification document, issued by JAF and distributed by the Organisers. This document serves as a temporary vehicle compliance document. For rally cars this is included in the entry fee, however for other vehicles a small processing fee will be charged

(b) 'Jibaiseki'. It is a compulsory insurance. So, every automobile (including rally cars and every foreign registered vehicle) which is driven on public road in Japan has to be gotten it. A fee of approximately JPY6,000 will apply for other vehicles that are not registered in Japan.

(c) Rally car insurance in Third party insurance. This is recommended for rally cars and recce cars. The fee is approximately JPY20,000 depending on engine size.

















The Entry Booklet in Appendix D contains a section on importing vehicles. Vehicle details are required for documents (b) and (c) above.

8.3 The condition for driving in Japan

International visitors should be aware that a valid Japanese license or International Driving Permit is required for driving on public roads. International Driving Permits MUST be issued under the 1949 Geneva Traffic Convention and this will be stated on the front of the document. Please contact the organisers if you are unable to obtain such a license. German, French, Swiss, Italian, Belgian or Taiwanese driving license holders may request a translation of their license from JAF. The combination of this translation and your driving license is valid as an alternative to the 'Geneva Convention' International Driving Permit. Except the above driving license holders will be required to sit a driving test or switch your license to Japanese one (Gaimen Kirikae).

The detail of Gaimen Kirikae is on the website: <http://www.jaf.or.jp/e/switch.htm>

8.4 Difference of Rules of the road

	International regulations	Japanese regulations
Stop sign When the intersection has the Stop sign as shown, all cars must come to a full stop and check in all directions before crossing		
Light signals		
Level-crossings with gates Drivers must stop in front of a level-crossing, even if there are no stop signs, gates, half-gates or light signals giving warning of the approach of trains. They shouldn't move off again until they have ascertained that no train is approaching.		
Other level-crossings		
Do not overtake You mustn't enter the right side of the road in order to overtake another vehicle in zones that have the road sign.		
Compulsory minimum speed		
Maximum speed limit It is expressed by " km " not " miles ". Don't exceed the maximum speed limit which is posted on the road signs		
Pedestrian Crossing sign		

Japanese regulations	
<p>Green arrow light Vehicles may proceed in the direction of the arrow.</p>	
<p>No Right Turn, Left Turn etc. Vehicles must not proceed in any direction other than that shown on the sign.</p>	
<p>Red flashing light</p>	<p>These are not common, but are located on some of the rural sections of road outside Sapporo and the other towns. Vehicles must stop at the stop line and make a safety check before proceeding</p>
<p>End of traffic regulation End of regulation designated by the sign</p>	

- ★ Drivers must watch for and give way to pedestrians as they turn onto another road.
- ★ Drivers must travel on the left hand of the road.
- ★ Drivers must indicate to pull out from a stationary position, as they are turning, to overtake traffic traveling in the same direction, to change lanes and to overtake obstacles on the side of the road.

The meaning of the center lines

①

②

③

Drivers mustn't change lanes where the lanes are divided by a yellow line (①). If the lanes are divided by a white line and a yellow line parallel to it, the drivers on the side of the yellow line may not cross into the other lane (②). Drivers are allowed to cross into the other lane for overtaking (③).



9. Helicopters



9.1 Registration procedure / information

All helicopters flying in support of the rally must be registered with the organisers. There will be a standard protocol for Rally helicopters in Rally airspace and only registered aircraft will be permitted to fly in this space. A helicopter registration fee will be charged.

The form for helicopter registration is included at the rear of Rally Guide 1. It should be returned to the Rally Permanent Secretariat by Friday 9 September.

A schedule of landing sites and GPS locations will be available, which will include the special stages and Service Park.

Attendance at the pilots' briefing is obligatory for all pilots.

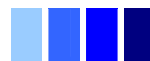
9.2 Contact details for national helicopter companies

Aero Asahi Corporation	Hokkaido Koku
Tel: +81 (0) 11-782-0603	Tel: +81 (0) 11-781-1247
Fax: +81 (0) 11-783-5286	Fax: +81 (0) 11-780-2711
Contact: Mr Ozawa : www.aeroasahi.co.jp	Contact: Mr Okuyama: www.hokkaido-koku.co.jp

Aero Asahi Corporation will be coordinating helicopter activities for Rally Hokkaido.



10. Hospitality arrangements



For more information about corporate hospitality options, please contact:

Mr. Shingo TAKASHIMA
Tel: +81 (0) 11 864 2003
Fax: +81 (0) 11 864 1182
Email: takashima@planning-for.co.jp



11. Hotel / accommodation reservation



11.1 Contact details for reservations or list of hotels

The organisers have negotiated favourable rates and made a block booking at the following hotels. To make a booking, please fill out and return the Accommodation Booking Form that is included in Appendix D to the Rally Secretariat.

Hotel accommodation for driver and codriver will be included in the competitors' entry fee. Two nights (Friday 30 September - Saturday 1 October) for APRC and Asia cup competitors, and one night (Saturday 1 October) for Japanese Rally Championship competitors. This will be basically a single room in either one of the two official hotels described below. The choice of hotel will be at the organisers' discretion. Please include these rooms in your accommodation booking.

Obihiro Washington Hotel	
Address: W1, S12, Obihiro Tel: +81(0)155-23-5111 Fax: +81(0)155-23-5112 Language: Japanese / English Parking: JPY 500 Web: http://www.wh-rsv.com/english/obihiro/index.html	Single: JPY 6,000 Twin (limited): JPY 12,000 * Breakfast is included (No refund for no having)
It is just from 2 minutes walk away from JR Obihiro Station. Very convenient with easy access to down town of the city.	

Route Inn Obihiro	
Address: W3, S11, Obihiro Tel: +81-(0) 155-28-7200 Language: Japanese only Parking: JPY500 Web: http://www.route-inn.co.jp/frame/fobihoro.htm	Single : JPY 6,300 * Breakfast is included (No refund for no having)
A business hotel. One of the newest hotels in Obihiro. Opposite the central Obihiro Railway Station.	

There are many hotels in and around Obihiro. To search on the internet, try Obihiro and Tokachigawa. There are also websites that list hotels in Obihiro, for example <http://www.obihiroyado.com/English/european.html>. If you are having difficulty in contacting the hotels, or would like the organisers to assist with bookings, please don't hesitate to contact the Rally Secretariat.

12. Reconnaissance

12.1 Registration

Date & Time: Wednesday 28 September 1300hrs – 1900hrs
Location: Rally HQ

Registration for reconnaissance will coincide with administrative checks. A date and time for the administrative checks will be allocated to each team. Competitors should complete the relevant section in the Entry Booklet in Appendix D, of Rally Guide 1 to nominate a time.



12.2 Summary of specific regulations and instructions for reconnaissance

General reconnaissance regulations are included in Article 20 of the FIA Regional Rally Championships Sporting Regulations and Article 9 of the Rally Hokkaido Supplementary Regulations.

Reconnaissance must take place according to the schedule in Appendix A. APRC, Asia Cup and Japanese Rally Championship competitors will be split into three groups. APRC and Asia Cup competitors are separated into 2 groups, Group A (car numbers 1 - 15) and Group B (remaining APRC and Asia Cup competitors). All JRC competitors are in one group.

Before starting reconnaissance competitors must register full details of their vehicle. At registration

competitors will be issued with a reconnaissance pass and a vehicle identification sticker. The vehicle identification sticker must be displayed on the left rear side window, during reconnaissance. The reconnaissance pass is valid for 2 passages and must be carried in the reconnaissance vehicle at all times, and verified by an official at the start of each special stage.

Crews are authorized to drive a maximum of two times through each special stage but only the same direction as the rally. Where a special stage is repeated, the maximum number of passes will still be only two.

During reconnaissance, competitors must comply strictly with the road traffic laws. At all times the safety and rights of other road users must be respected. Rally officials may monitor the behaviour of competitors on the reconnaissance route using visual, electronic, photographic or video methods. All offences will be reported to the Stewards who may impose penalties that may go as far as refusal to start.

Speed limits as signposted on all roads used during reconnaissance must be observed. Failure to comply will result in a penalty to be applied by the Stewards.

APRC and Asia Cup competitors must use tyres that are series production type, designed primarily for tarmac use. Use of competition tyres is forbidden.

The location of gasoline stations and convenience stores is marked on the Route Map. Most (but not all) stores will accept credit cards though cash is more commonly used and preferable.

12.3 Recommended route to use from SS finish back to start

The Recommended route for reconnaissance will be available at registration.

13. Scrutineering, marking and sealing

13.1 Date, place and time

Date and time: Thursday 29 September 0900hrs - 1900hrs
Friday 30 September 0900hrs - 1300hrs
Location: Sanyo Konetsu Super Pit Chuo-ten
10 W8, S9, Obihiro

Competitors should have nominated a time for scrutineering by filling in the details on the Entry Booklet in Rally Guide 1. If not, then the Organisers will nominate a time for them. A schedule for Scrutineering will be published on the Official Notice Board on Wednesday 28 September 0900hrs.



13.2 Preparations to be made before the car is brought to scrutineering

Competitors should position their cars at the entrance to the Scrutineering Bay in accordance with the published schedule, and follow the direction of the officials present. In the case that the entrance is crowded with the vehicles of other competitors and entry on time is not possible, a member of the team concerned should find the post marshal at the entrance and notify him or her of this fact.

The following documents / items should be brought to scrutineering:

- Scrutiny Sheet; given to competitors on completion of Administrative Checks.
- Current vehicle registration papers (Not required unless this is a Japanese requirement)

- The vehicles motorsport logbook (If it has one).
- The rollage homologation papers.
- FIA Homologation Form for the vehicle including all 'extensions/updates
- Helmets, driving suits, underwear, socks, balaclavas, racing shoes, gloves

Competitors should be familiar with Appendix J to the FIA International Sporting Code, especially Articles 252 (General Prescriptions for production Cars) and 253 (Safety Equipment), Chapter 3 of Appendix L to the the FIA International Sporting Code, FIA Regionl rally Regulations Articles 21, 22 and 23, as well as Article 11 of the Rally Hokkaido Supplementary Regulations.
For the JRC, please see the JAF Sporting regulations.

13.3 Route instructions to scrutineering

The location of the Sanyo Konetsu Super Pit is marked on Obihiro city Map included in Appendix B. Turn left after exiting the Service Park and make another left turn, cros Satsunai river and turn right at the intersection with Route 236 (where 7/11 store and Hokuren gas station are located). Turn left 400m further (at the ENEOS gas station corner) and follow the road for 2.73 km, turn left at the West 5 - South 19 intersection (where Posful store is located). Folow the road for 1.58 km to West 8 - South 9 and you will see a Mobil sign on your left.



13.4 Final Scrutineering

Final Scrutineering will be held at Sanyo Konetsu Super Pit Chuoten, the same location as pre-event scrutineering. Competitors who are required to attend post-event scrutineering will be notified at the Finish Regroup and should wait for an official to go with them.

14. Shakedown

It does by OBIHIRO SSS that is adjacent to Kita Aikoku Service Park.

Shakedown is compulsory for all entrants registered in the APRC Championship and Asia Cup. The detail is as below;

Location	OBIHIRO SSS
Date and Time	Friday 30 September 1200hrs – 1300hrs
Stage length	1.20km
Service	Kita Aikoku Service Park
Distance to Service Park	0.91km

15. Ceremonial Start & Rally Show

15.1 Location and time

Date and time: Friday 30 September 1630hrs - 1730hrs
Location: Kita Aikoku Service Park

15.2 Programme, procedure and instructions

The Ceremonial Start incorporates a rally show, with driver and codriver autograph signing and other special events for spectators. It will take place in Obihiro Race course.

At the ceremonial start each team can show their own placard to introduce their team (it is the responsibility of each team to provide their own placard). The placards must include the competitor number, driver's name and the team nationality. It can also include sponsors names and logos. The person who carries the placard can be a team member (male or female). They can wear team kit, or any other suitable costume.



A layout of the start area is included in Appendix D.

Rally Show

Rally Show for spectators will be held on Friday 30 September from 16:30 to 17:30 hrs. Rally cars will be lined up for display on the road between the podium and the service area. The cars will be directed from the assembly area (service out regroup) to their positions by the officials. Cars numbered from 81 onwards have to move into position at 16:00 hrs, cars no. 71 - 80 at 16:05 hrs, cars no. 61 - 70 at 16:10 hrs, cars no. 1 - 10 at 16:15 hrs, cars no. 11 - 20 at 16:20 hrs, cars no. 21 - 30 at 16:25 hrs. Spectators will then be allowed to walk among the rally cars on display. Teams are encouraged to put up team or sponsor flags, banners and engage in promotional activities. Drivers and co-drivers should be available to give out signatures beside their respective cars. After the finish of the Rally Show spectators will be asked to leave the area.

Crews should wait by their cars for the ceremonial start and the directions by the officials.

Ceremonial start

The opening ceremony will begin at 17:45 hrs, the first car will go over the podium at 18:00 hrs. The cars will start in the following order:

APRC and Asia Cup competitors in reverse order
JRC competitors in car number order

When cars go over the podium team own placards may be displayed. Placards should have driver's and co-driver's names as well as the team's country of origin. Sponsor logos may be included. Placards may be carried by team members.



NOTE: Ceremonial start will be followed by SS1 OBIHIRO

First car	Activity	Location
1630hrs	Rally Show starts. Spectators are allowed inside the area under control of marshals. All drivers and co-drivers are encouraged to participate in signature giving. Top 10 APRC and top 5 JRC crews must notify the organizers in advance if they are not able to participate. Tables, chairs and tents should be prepared by the teams if necessary.	Rally Show venue
1730hrs	Rally Show ends. Spectators are guided out of the area and invited to the ceremonial start.	
1745hrs	Ceremony starts. Crews move their cars into stand-by position under the officials supervision	
1800hrs	First car goes over the podium. The cars will go over the	Podium

	podium under the directions from the officials in 30 sec – 1min intervals. After going over the podium the cars will go in front of the spectators and back into the service area.	
1847hrs	TC 0 Service Exit	Service Park
1857hrs	TC 1	Obihiro SSS
1900hrs	SS 1 OBIHIRO	Obihiro SSS



16. Official Finish



16.1 Location and time

Date and time: Sunday 2 October 1700hrs
Location: Kita aikoku Service Park

The order for the finish will be as follows:

APRC
APRC registered top 3 crews
APRC overall top 3

The rest of the APRC competitors will go over the finish podium according to the order of their check-in at the finish regroup.

Prize giving for all classes will be held (depending on number of entries). Winners will be able to collect their trophies and prizes at the Rally Secretariat after the announcement of final results of the rally.

JRC

Provisional prize-giving for top crews of all classes will be held at the podium.

The rest of the JRC competitors will go over the finish podium according to the order of their check-in at the finish regroup.

Winners will be able to collect their trophies and prizes at the Rally Secretariat after the announcement of final results of the rally.

The layout for the Official Finish is included in Appendix D.



16.2 Programme, procedure and instructions

APRC

First car	Activity	Comments
1650hrs	Finish regroup IN	A regroup preceding the Finish podium
1700hrs	3 rd placed registered APRC	3 rd placed registered APRC car goes on podium. Crew gets out of the car for photos, waves to public (20 sec). Car guided into the location on the left of the podium. Crew stays on standby for prize-giving.
1702hrs	2 nd placed registered APRC	2 nd placed registered APRC car goes on podium. Crew gets out of the car for photos, waves to public (20 sec). Car guided into the location on the right of the podium. Crew stays on standby for prize-giving.
1704hrs	Registered APRC winner	1 st placed registered APRC car goes on podium. Car is stopped on the beginning of the podium slope with nose down, engine is switched off. The crew gets out of the car

		on the bonnet, receives laurels, photos, waves to public (30 sec). Team briefly joins the crew on the podium for photos.
	Olympic podium	After photos are taken put in place in front of the podium
1708hrs	Winner interview	Winner interviewed on the podium
	Presentation	Presentors are on standby, guided by the officials
1710hrs	3 winning crews on Olympic podium	Called out by the MC crews get on the olympic podium in this order: 1 st , 2 nd , 3 rd . Co-drivers stand on the left of their drivers.
1713hrs	National anthem, flags up	National anthem of the winning driver is played (30 sec). National flags of the 3 winning drivers and the winning manufacturer go up.
1715hrs	Trophies awarded	Presentors bring the trophies, give them to crews guided by the MC in this order: 1 st , 2 nd , 3 rd . Champagne is placed by each driver's feet. Presentors return to their seats.
1717hrs	Trophies photo shoot	Crews pose for photos with trophies in hands
1719hrs	Champagne shower	After the photo shoot crews spray the champagne. Olympic podium is moved out to prepare for APRC overall prize-giving
1723hrs	Cars leave	Winning car drives off the podium, leaves the venue 2 nd and 3 rd placed cars follow to the parc ferme.
1726hrs	Prize-giving for APRC overall winners	(the same procedure as for APRC registered crews) MC announces the overall APRC winners
1728hrs (1730hrs) (1733hrs)	APRC overall winners presented with trophies	If the 3 cars are different from the registered APRC, the same procedure is used. If any of the three cars is the same as in APRC registered winners group, the following procedure will be adopted: 2 nd and 3 rd placed crews leave the car, receive the trophies, pose for photos, drive off to the parc ferme. APRC overall winners receive laurels and trophies, photos taken. Car driven to the parc ferme.
1735hrs	The rest of APRC field finishes	The rest of the APRC competitors who completed Leg 2 go over the finish podium at 30 sec intervals. Crews do not leave the car. The cars stop briefly on the top of the podium for photos. All trophies and prizes are to be given to crews later at the HQ.

JRC provisional prize-giving
Please see Japanese version of Rally Guide 2

17. PR activities and other functions

Pre Event media conference

Date and time: Friday 30 September 1500hrs
Location: Media Centre
Description: APRC top crews and JRC top crews media conference
Attendance: Restricted to accredited media

Rally Show (Signjng opportunity and Rally Cras display)

Date and time: Friday 30 September 1630hrs - 1730hrs
Location: Kita Aikoku Service Park Rally show space
Description: Rally cars on display, crews giving out signatures
Attendance: No restrictions.

Opening Ceremony and Ceremonial Start

Date and time: Friday 30 September
Opening Ceremony from 1745hrs / Ceremonial Start from 1800hrs
Location: Kita Aikoku Service Park
Description: There will be a fireworks show before the cars go over the podium.
Attendance: Spectators can watch the start show from the area around the podium

Official Finish

Date and time: Sunday 2 October 1700hrs
Location: Kita Aikoku Service Park
Description: re will be a fireworks show before the cars go over the podium.
Attendance: Spectators can watch the finish ceremony from the area around the podium

Final media conference

Date and time: Sunday 2 October 1800hrs
Location: Media Centre
Description: Interview with the top three APRC finishing drivers and co-drivers.
Attendance: Restricted to accredited media



18. Media



18.1 Contact details before the event

For media enquiries, please contact Mr. KATO Kazuyoshi.

Media Officer:	Mr Katsuhiko AMANO
National Media Officer:	Mr Kazuyoshi KATO
Address:	Rally Hokkaido Permanent Secretariat (Media) Homei Building, Minami 4-9, Nangodori 19 Shiroishi-ku, Sapporo, HOKKAIDO 003-0022, JAPAN
TEL:	+81 (0) 11 864 1101
FAX:	+81 (0) 11 864 1182
Email:	media@rally-hokkaido.com
Web:	www.rally-hokkaido.com

18.2 Accreditation procedure / criteria and deadline

All media wishing to attend Rally Hokkaido are required to complete the Media Accreditation Form and send it along with required documents to the Rally Secretariat (Attention: Mr. Kazuyoshi KATO) by Thursday 15 September 2011 1800hrs. Applications must be sent by post. The application form and the list of necessary documents will be posted on the official website www.rally-hokkaido.com

Media applications must be received by Thursday 15 September 2011 1800hrs

18.3 Contact details during the event

Media Centre	
Address:	A building next to Tokachi Oval 56-7 S7, Minami-machi, Obihiro Hokkaido, JAPAN 080-0856
TEL:	Tel : +81 (0)155-67-6201
FAX:	Fax : +81 (0)155-67-6202
Email:	media@rally-hokkaido.com

18.4 Accreditation desk - location and opening hours

The Accreditation desk will be located at the entrance to the media centre.

Wednesday	28 September	1300hrs - 1900hrs
Thursday	29 September	0700hrs - 1900hrs
Friday	30 September	0600hrs - 2200hrs

18.5 Media Centre - location and opening hours

Wednesday	28 September	1300hrs - 1900hrs
Thursday	29 September	0700hrs - 1900hrs
Friday	30 September	0600hrs - 2200hrs
Saturday	1 October	0530hrs - 2300hrs
Sunday	2 October	0500hrs - 2200hrs
Monday	3 October	0900hrs - 1200hrs

18.6 Media conferences - time and location

Pre Event media conference			
Date and time:	Friday 30 September	APRC: 1500hrs	JRC: 1530hrs
Location:	Media Centre		

Final media conference			
Date and time:	Sunday 2 October	APRC: 1700hrs	
Location:	Media Centre		

18.7 Expected media coverage

Following is the list of media expected to cover the event. The final list will be available after the closing of media accreditation.

The following media were accredited in the past:

Magazines		
WRC+	Play Drive	Lancer Evolution Magazine
Cross Road	Active Vehicle	Auto Car India (India)
JAF Sport	Best Car	Overdrive (India)
Racing On		

Newspapers and news agencies		
Nikkan Jidosha Shinbun	Otofuke News	Hindustan Times (India)
Tokachi Mainichi Shinbun	Ashoro News	The Hindu (India)
Hokkaido Shinbun	Shihoro News	India Express (India)
Rikubetsu News		

(Shimbun = newspaper)

TV & Radio programme		
APRC TV	RALLY-X mobile	ASIAN SPORTS CHANNEL
FM Apple		

(As of 9 September)



19. Credential Passes and Vehicle Plates



19.1 Credential Passes



Service Park
Rally HQ
(Valid only for the location specified)

横田 龍史
Mr. Ryuji MAKITA
競技長
Clerk of course

OFFICIAL



Spectator area
Service Park
Rally HQ
Results and Information Area
Media Centre
Media conference
Media Point (Access with tabard only)

9999

RALLY MAGAZINE
Mr. Kazuyoshi KATO

MEDIA



99 APRC

DRIVER
Mr. Iwao KIMATA

COMPETITOR



99 JRC

DRIVER
Mr. Iwao KIMATA

COMPETITOR



Spectator area (OBIHIRO SSS only)
Service Park
Rally HQ
Results and Information Area
Media conference
(if space allows)

SERVICE



9999

PREMIUM



PERSONAL



GUEST

Spectator area
Service Park



Only for Police use

POLICE

19.2 Vehicle Plates



Spectator parking areas
Service Park parking areas
Rally HQ / Media Centre parking areas
(Valid only for the location specified)



Spectator parking areas
Service Park parking areas
Rally HQ / Media Centre parking areas



Spectator parking areas
Service Park parking areas
Rally HQ / Media Centre parking areas
Stage Access (Access with tabard only)



Service Park
Remote Service area
Auxiliary vehicle parking areas



Spectator parking areas
Service Park parking areas



Spectator parking areas
Service Park parking areas



20. Medical and Safety Services



20.1 Emergency Number(s)

The main telephone number at Rally HQ will be manned by bilingual officials during opening hours.

General number for emergency services are as follows:

Ambulance and Fire:	119
Police:	110

The Kousei General Hospital is located in Central Obihiro, opposite City Hall. The hospital will be fully briefed on the rally programme and has English speaking staff. The most convenient and closest hospital from the Kita Aikoku Service Park is Hokuto Hospital: Following are the contacts for these two hospitals.

Hospital Name	Tel No.	Address
Obihiro Kousei General Hospital	0155-24-4161	W6 S8-1, Obihiro
Hokuto Hospital	0155-48-8000	7-5, Inada-Cho, Obihiro

Following is the location and contact details for the main hospitals on or close to the rally route:

Hospital Name	Tel No.	Address
<i>Obihiro Kousei General Hospital</i>	<i>0155-24-4161</i>	<i>W6, S8 Obihiro</i>
Obihiro Kyokai Hospital	0155-22-6600	E5, S9 Obihiro
Obihiro Dai-ichi Hospital	0155-25-3121	W4, S15 Obihiro
Hokuto Hospital	0155-48-8000	7-5, Inada-Cho, Obihiro
Obihiro Tokushukai Hospital	0155-32-3030	Kino Nishidori 14, Otofuke
<i>Kitami Red Cross Hospital</i>	<i>0157-24-3115</i>	<i>N6, E2, Kitami</i>
Kitami Cranial Nerve Surgery	0157-26-8800	1-36 Miwa, Kitami
Rikubetsu Kokuho Clinic	0156-27-2135	3, E2, Rikubetsu
Ashoro Kokumin Hoken Hospital	01562-5-2155	3, S2 Ashoro
Hombetsu Kokumin Hoken Hospital	01562-2-2025	6-8 Nishibiribetsu, Hombetsu

Hospitals with critical care centers are in Bold Italic print.

The location of these hospitals is shown on the Day maps and on the Route map.

In case of you need medication in holidays or nighttime, go to the website of Hokkaido Medical Information System

Hokkaido Medical Information System	
URL	http://www.qq.pref.hokkaido.jp/qq/qq01fnlgsasp

Pharmacies and Dental Clinics are included in the Business Directory in Section 21.8.

21. List of useful facts and services

21.1 Fast Facts

Airport:	Japan Airlines provide four flights every day from Haneda to Tokachi / Obihiro Airport. As of 27 March 2011 Hokkaido International Airlines (AIR DO) have also started service to Obihiro with 3 flights available every day. Travelling time from Tokachi Obihiro Airport to central Obihiro is approximately 25 minutes. The transfer can be made by airport shuttle (JPY1,000 - to all major hotels and the train station), or taxi and rental cars are available. Keep baggage tags handy as these will be required on exit from the baggage collection area.
Train:	Japan Railways (JR) Hokkaido provides limited express services between Sapporo and Obihiro approximately 2.20hrs), and between Chitose Airport and Obihiro (approximately 2.10hrs).
Cash:	It is wise to expect to pay for most daily expenses in cash (JPY). Hotels and large shops will accept international credit cards, but often smaller convenience stores, petrol stations, restaurants and some ATMs will only accept cash or Japanese credit cards.
Currency:	The currency is Japanese Yen (JPY, or '¥'), and it is a decimal system, with the largest note being JPY10,000, and the smallest coin being JPY1. In August 2011, the exchange rate was 1 EUR = about 110 JPY; 1 USD = about 77 JPY; 1 AUD = about 79 JPY. (See section below on Banks Credit Cards and Cash) Currency exchange is only available from Monday to Friday in Obihiro.
Elevation:	Kita Aikoku Service Park: 40m / Rikubetsu Remote Service: 217m Average for Special Stages: 362m
Electricity:	100V at 50 cycles. Plugs are twin parallel pin-type, the same as are used in the USA.
Embassies and Consulates:	For a complete list of embassies and consulates in Japan and Japanese missions abroad See http://www.mofa.go.jp
International Dialling:	The international dialling codes vary depending on which phone company is being used. It should be listed in the 'Information for Guests' book in hotels, or on the internet for mobile phones.
Mobile phones:	GMS phones except 3G do not work in Japan. There is more information about mobile phones in the Section that follows.
Opening Hours:	Shops are open seven days a week, normally from 1000hrs until approximately 1900hrs, some stay open later. Banks, government offices and the Post Office, however, work Monday to Friday.
Population:	Japan: 125 million Hokkaido: 5.68 million
Public Holidays:	None within two weeks of Rally Hokkaido
Rainfall (Obihiro):	September: 124mm, October: 89.5mm

Sunrise (1 October):	05:31hrs (Source: http://www.nao.ac.jp/ National Astronomical Observatory of Japan)
Sunset (1 October):	17:17hrs (Source: http://www.nao.ac.jp/ National Astronomical Observatory of Japan)
Tax:	Consumption tax is 5%, and as of April 2004 is included in the stated price of retail goods.
Temperature (Obihiro):	September: High :21.0 degrees Celcius, Low: 11.1 degrees Celcius October: High :15.4 degrees Celcius, Low: 3.7 degrees Celcius
Time Zone:	Standard Japanese time is GMT +9
Tipping:	Tipping is not customary in Japan.
Visas:	Currently, nationals of 62 countries do not require visas for short stays (usually up to 3 months). You are advised to check with the Japanese Embassy in your home country before commencing travel to Japan. Competitors requiring a letter of invitation from Rally Hokkaido to obtain visas should contact the Competitor Support Manager. For a list of Japanese Embassies abroad, see: http://www.mofa.go.jp/about/emb_cons/over/
Water:	Normal tap water is drinkable. Some hotels also use non-drinkable, recycled water that is clearly marked as such

21.2 Vehicle Rental - cars and trucks

The official vehicle supplier for Rally Hokkaido is NIPPON Rent-a-car. Special discount will be offered for reservations made through the exclusive website below:

<https://www.nrh.co.jp/loginform/>
ID:rally
PASS:rh2011

Branch:

Tokachi Airport	0155-64-5065
Near Obihiro Station	0155-22-0919
Chitose Airport	0123-26-0919

21.3 Airlines

JAL (National Flight)	Tokyo	03-5460-0522	
(International Flight)	Tokyo	03-5460-0511	
ANA (National Flight)	Tokyo	03-6741-8800	
(International Flight)	Tokyo	03-6741-6685	
Air France	Tokyo	03-3570-8577	
Air India	Tokyo	03-3508-0261	
Air NZ	Tokyo	03-5521-2770	0120-300-747
Alitalia	Tokyo	0476-32-7811	
American Airlines	Tokyo	03-3298-7677	
British Airways	Tokyo	03-3298-5238	
Cathay Pacific	Tokyo	0476-32-7650	

Finnair	Tokyo	03-3222-6801	0120-700-915
Lufthansa	Tokyo	03-4333-7656	0120-051-844
Malaysian	Tokyo	03-5733-2111	
Qantas	Tokyo	03-6833-0700	0120-207-020
Scand. (SAS)	Tokyo	03-5400-2331	
Singapore Airlines	Tokyo	03-3213-3431	
Thai Airways	Tokyo	03-3503-3311	
United Airlines	Tokyo	03-3817-4411	
Virgin Atlantic	Tokyo	03-3499-8811	

From Tokyo / Narita International Airport to Haneda Airport

Take an Airport Limousine bus from Narita Airport to Haneda Airport. The transfer costs JPY3,000 and tickets are available from the Airport Limousine / Information desk that is against the opposite wall as you come out of the arrivals hall. Payment by credit card is not always possible. At Haneda you will need to get off the buses at the terminal 1 (JAL)

From Tokyo / Haneda Airport to Tokachi Obihiro Airport-

4 flights travel regularly every day from Haneda to Tokachi / Obihiro Airport by Japan Airlines. The flight terminal is 1. As of 27 March 2011 Hokkaido International Airlines (AIR DO) have also started service to Obihiro with 3 flights available every day.

From Sapporo/Chitose Airport to JR Obihiro Station

For those coming by train a transfer is required at Minami Chitose (South Chitose) Station approximately three minutes after departing the airport. Tickets one-way will cost about JPY6,000.

From Sapporo/Chitose Airport by car

Those coming by car should follow the signs to Obihiro. This includes an expressway where a toll of JPY1,950 (this is combined price the cost of between Chitose I.C and Yubari I.C where is the terminal of Do-Ou Express way : JPY 1,350, and between Tokachi Shimizu I.C and Obihiro Kawanishi I.C. : JPY 600).

From Tokachi Obihiro Airport to the central Obihiro -

Buses (JPY1,000) coordinated with arriving and departing flights, provide a shuttle service to and from most big hotels. Taxis and rental cars are also available at the airport. Travelling time is approximately 40 minutes.

From the central Obihiro to HQ in Makubetsu

Traveling time from JR Obihiro Station to the HQ is approximately 20 minutes by car, and about 40 minutes from Tokachi Obihiro Airport.

21.4 Copy service

Winet	W 5, S 9	0155-25-1211
Tokachi Micro	E 4, S13-19	0155-24-2171
Taiyo copy centre	E 1, S6	0155-23-1663
Sugihara Jimu	W 5, S10	0155-25-1509

There are a lot of 'around the clock' convenience stores (7/11, Lawson, Seicomart and so on) in and around Obihiro. Many convenience stores have ATM's and copy machines.

21.5 Telephones

Mobile Phones

The Japanese mobile phone network uses a different operating system to other systems that are in use globally. For example, GSM phones do not work in Japan. '3G' phones do work.

Since roaming service limitedly available, please confirm if your mobile phone and contracted company

are possible for the service.

Rent a phone at Narita Airport and Roaming Service

NTT-DOCOMO

<http://roaming.nttdocomo.co.jp/en/>

SoftBank Global Rental

<http://www.softbank-rental.jp/en/>

JAL-ABC

http://www.jalabc.com/rental/domestic_eng/

Following are other options for mobile phone use if travelling from overseas:

Pre-paid Phone

Buy a cheap handset and pre-paid phone card from any convenience store. However, it will require you to show your ID like Japanese driving license to prevent any misuse. Please check the detail before use of the service.

SoftBank Pre Mobile

http://mb.softbank.jp/en/prepaid_service/

Contact the organisers about renting a phone locally in Obihiro. Details will be available closer to the rally.

Public Phones

International calls can be made from grey, or brown/green coloured public telephones located in hotels and passenger terminals. JPY1,000 notes are required to buy phone cards to use the phones. Vending machines for phone cards are always located close to the phones.

Internet Connections

Almost all hotels have internet connections from hotel rooms, or an outlet in their business centre. The grey and brown/green public telephones are also fitted with modem sockets, providing an inexpensive means of connection to the Internet. The brown/green type also has infra-red modem connection capability. Many cafes also have modem sockets.

21.6 Security companies

Teikoku	W 2, S 4	0155-22-5519
Hokkaido Cyuo Keibi	W 6, S 2	0155-23-3084
Sanwa Keibi	W 5, N 2	0155-22-0511
SECOM	W 6, S 2	0155-26-1500

21.7 Taxis

Dai-ichi	W9, S10	0155-21-6151
Hinomaru Koutsu	W19, S1	0155-36-5111
Marimo	Odori, S17	0155-23-8181
Obihiro	W19, S1	0155-33-8844
Chuo Taxi	W7, S4	0155-23-4141
Toyo Taxi	W18, S2	0155-33-3939
Tokachi Kanko	W19, S1	0120-34-9595

21.8 Business Directory

Dental Clinics

Tsugayasu Dental Clinic	W10, S9	0155-21-2002
-------------------------	---------	--------------

Tokachi Dental Insurance Centre	E7, S9	0155-25-2172	For treatment out of hours
---------------------------------	--------	--------------	----------------------------

Pharmacies

Tsuruha Obihiro	W5, S18	0155-20-3533	
Inada	S9, W9, Inada-cho	0155-49-2066	
Satsunai	163 Satsunai-kyoei,	0155-20-3825	

Car Transporters

Landmark33	W2, S33	0155-48-4616	0120-747-110
Obata shokai	W20, N2	0155-33-3900	0120-494-988
Maeda Jidosha Kogyo	Honbetsu	01562-2-3002	
Bodyshop Kunii	Ashoro	01562-5-4607	
Matsui Shoka	Shihoro	01557-6-2153	

Electronics Stores

Yamada Denki	W13, N1	0155-58-4080	
100 Man Volts	Inada-cho, S9	0155-48-3939	
Hara Denki	Odori, S12	0155-22-5522	

Vehicles - Spare parts, batteries, distilled water, oil & etc

Homac	Inada-cho S9, W9	0155-49-1101	
Yellow Hut	W5, S16	0155-26-1680	
Autobacs	W6, N1	0155-23-5500	

Windscreens

Tokachi Glass	W4, S1	0155-22-6161	
Kita Glass	W6, N1	0155-24-3246	

Gas Cylinders

Hokkaido Air & Wate	W22, S1	0155-37-1181	
---------------------	---------	--------------	--

21.9 Restaurants

Name	Address & TEL	Cuisine	Price	Hours
Kakemura かけ村	Odori, S 11-20 0155-27-6100	Izakaya style Chinese & Japanese restaurant	2	Closed: Sun.
Umi-e 海へ	W1, S 9 0155-20-2485	Izakaya style Japanese restaurant	1-2	
Kakashi かかし	W2, S10 0155-25-5911	Izakaya style Japanese restaurant	1-2	Closed: Sun.
Hageten はげ天	W1, S 10-5 0155-23-4478	Japanese	1-2	Open 7 days
Tatsumi zush 辰巳寿し	W1, S 11 0155-24-6665	Sushi	2	Closed: Sun.
Torisei 鳥せい 中央店	W1, S 10-13 0120-73-2389	Yakitori (chicken grill)	1-2	
Pancho ぶた丼ぱんちょう	W1, S1 1-19 0155-22-1974	Poak Bowl	2	Closed: Mon.
Choju an 長寿庵	Odori, S 9-15 0155-22-5007	Soba noodie	1	
Misuzu みすず	W2, S 8-20 0155-23-4706	Chinese noodle	1	Closed: Wed.
Anju あんじゅ	Odori, S 9-15 0155-26-5464	Grilled	1-2	
Heiwa en 平和園 帯広店	Odori, S 12-1 0155-22-6151	Grilled	1-2	Closed: Wed.
Kita no Yatai 北の屋台	W1, S 10	Variety (Food court)	1	
Testa Rossa テスタロッサ	Odori, S10-19 0155-27-8866	Italian	1-2	Closed: Sun
Mana Pizza マンマピッツァ	W1, S 10 0155-23-4523	Italian	1-2	Closed: Sun
Aldente アルデンテ	W3, S 17-8 0155-22-9850	Italian	1-2	Closed: Sun
Al Pesca アルペスカ	W1, S 12 0155-28-5663	Italian	2-3	
Pepe Sale ペペサーレ	Odori, S 1 0-1 0155-28-5360	Italian	1	Open 7 days
Hakodate Akatyoutin 函館あかちようちん	W1, S 9-9 0155-22-2537	Izakaya style Japanese restaurant	1-2	
Tokachi Beer 十勝ビール	W1, S 9-6 0155-26-4141	Local beer and light meal	1-2	Open 7 days
Rancho Elpaso ランチョ・エルパソ	W16, S 6-13 0120-33-8683	Country food	2	Closed: Wed.
Spice Garden スパイスガーデン	Odori, S 11-6 0155-26-5767	Sri Lankan	2	
Aka Togarashi 赤唐辛子	W1, S 11_2F 0155-22-8707	South-Eastern	2	Closed: Sun
Bisan 美汕	W5, S 19-7 0155-67-0900	Izakaya style restaurant	1-2	

Price:

1 = Less than JPY1000 for main dish;

2 = between JPY1000 and JPY3000 for main dish;

3 = More than JPY3000 for main dish.

Japanese food vocabulary

- Sashimi = raw fish dipped in soy sauce, with wasabi paste
- Sushi = raw fish dipped in soy sauce, with wasabi paste, served on a rice ball
- Sukiyaki = sliced beef and vegetables cooked in a pan.
- Butadon = What 'Peking Duck' is to Beijing, Butadon is to Obihiro. Charcoal-grilled thick slices of pork with house-original sauce, served on rice.
- Udon = large white noodles, made from rice flour, eaten with stock, meat and fresh vegetables.
- Soba = buckwheat noodles eaten hot or cold, often in a clear soup stock with fresh vegetables.
- Ramen = Chinese style noodles served in hot soup. Hokkaido is known for Miso Ramen, which is ramen with a salty soy-bean paste flavoured soup.
- Yakiniku = barbecue style originating from Korea / Mongolia. Guest sit around a table with the grill built into the table between them., and cook various types of meat and vegetables.
- Izakaya = Japanese style pub food, where guests share a variety of small dishes. Similar in concept to Spanish 'tapas'.
- Gyoza = Japanese style grilled 'won tons'.

Bars and Pubs

There are many number of karaoke bars, as in any Japanese city. Following are a selection of more western style bars / pubs.

Name	Address&TEL	Description
Chelsea London Pub ロンドンパブ チェルシー	W1, S10_1F 0155-27-0888	Popular local 'grunge' bar
Shot Bar Lovers ショットバー ラヴァーズ	13F Hotel Paco, W1, S11 0155-26-8150	A nice roof-top bar with great views. Don't be put off by the name!
Beifu 米風	Odori, S 12-1 0155-27-1291	Casual Ba
Galway	W2, S11 0155-20-5211	Irish Pub. Popular with people from other countries. Cash on delivery.
Come on 歌夢音(カモン)	W2, S10-16_2F 0155-25-4545	Place with live music